

in this issue >>>

- Roger's report*
- The review – May Speakers*
- Meet your committee*
- Question corner*
- Snippets*
- Summer Club*



"St Cyr outline" – David Hunt

A Monthly Insight into the activities of Stroud Camera Club

**STROUD
CAMERA CLUB**



Contacts >>>

**Welcome to
Stroud Camera Club**

We hope you enjoy this Newsletter. If you want any help with matters relating to the club, or your photography in general, we are here to help.

- Chairman: Roger Matthews
- Secretary: Trish Bloodworth
- Treasurer: Leslie Holmes
- Competitions: Richard Atkinson
- Programme: Paul Martin
- Publicity: Jenny Smith

For more information, including contact emails for all the committee please go to www.stroudcameraclub.co.uk

*"Dock beetle" – Jeff Kirby
On our SCC Facebook page*



Roger's Report

Not that you would know it from the weather, but summer is around the corner and Summer Club has started. This year, with coronavirus in retreat, we are able to meet face to face on a Thursday evening ...and not a moment too soon! Undoubtedly one of the best aspects of camera club membership is the opportunity to share a passion for photography with other like-minded souls - a common bond that makes friends of acquaintances. It was great to see our first Summer Club outing so well supported and lovely to catch up with members who have only been seen on screen for over a year (and nobody looked any older!). But apart from friendship and eternal youth what else does camera club membership offer?

Many members join in the hope of improving their photography and I take real pleasure in seeing that progress take place. We have seen stunning progress from a few members who have not been with the Club for very long - Jeff Kirby's photography (particularly his nature photography) has improved year on year, rightly earning him CPAGB, LRPS and AFIAP recognition, while Trish Bloodworth's progress in the creative photography genre, from absolute beginner to AFIAP distinction in c. 2 years, has been a joy to see.

I have been just as impressed with other members who have been successful in getting salon acceptances (and awards) for their images - I often dream of emulating their

success but am equally happy to provide leadership of a club that fosters such excellence.

Another aspect of club membership that I have been particularly proud of recently has been our willingness to share our images and bring joy to others. We will have missed the opportunity to display prints of our images in a Summer Exhibition for two years as a result of the pandemic, but members very kindly offered images that could be printed and displayed in response to an appeal for pictures from Longfield Hospice. I have now printed and framed 25 pictures that Longfield staff selected and they could not be happier with the result. Longfield staff and I cannot thank you enough for supporting this project with images and with your very generous donations to fund the printing and framing. It is a project that I would like to see us support with periodic rotation of images over the coming years.

AND FINALLY - REMEMBER
"The single most important component of a camera is the twelve inches behind it" - Ansel Adams

The review >>>

"Spirit Of The Western US" Nic Stover

Yet another 1st for Stroud Camera Club – this time utilizing the strange phenomena of Zoom that has been somewhat thrust upon us to enjoy a speaker live from California!

It was yet another triumph from Chris Tracey's sojourn as Programme Secretary – we will miss her – although most of the 2021/22 programme has her hand in it and Paul Martin will definitely be up to the challenge of "filling her boots"!

Nic was not only incredibly generous in explaining his photography to us, he was an extremely eloquent speaker – certainly in my experience some of the "yanks" can be a bit too excited and you miss what they are saying, but Nic discussed his creativity in a well paced manner.

The joys of being able to capture some of the light and textures that were to be seen at the iconic locations such as Antelope Canyon – but what probably made as much impact was the image showing how many other people were doing exactly the same thing!

Nic took us on a complete State by State trip around the Western USA, and included some excellent background information as well as historic information. It certainly brought back some memories for Club Members of trips abroad, and in particular to that part of the world – and I think many will be hungering for return trips as soon as we are free of this virus.

Nic's portfolio covers deserts, mountains, coastal and intimate landscapes. All the images he shared were produced to the highest quality and were testimony to his dedication to his art and profession.


Nic's website states his aim for Nic Stover photography to exist to engage people of all ages, backgrounds, experiences, and desires into a dialog and journey into the natural environment and the impacts we (as humans) have on this changing world. Through this work Nic's work exists to honor the art of photography through his ability to capture the moment or show a beauty that can be shared with the world.

I for one can confirm that he has certainly met his aim, and we can only be enthralled and awe struck by his images and creativity.

If you want to learn more, Nic offers not only paid tutorials but many excellent free tutorials via his website, and I would thoroughly recommend signing up to his newsletter as well.

<https://www.stoverphoto.com/>

Guy Bryan shared this image of Tiarrella via our FaceBook page



Paul Edwards via our SCC FaceBook Page – "Ebley Mill"

FaceBook

Share your images on our FaceBook Page.

Why don't you share some images via our FaceBook group?

For the duration of Summer Club we will be showcasing some of the excellent work of members by using some of the selected "challenge" images as the cover image for FaceBook; so make sure you take part in the challenge and upload your images to the website gallery to be selected. If you are not yet a member simply click the link within FaceBook and answer 3 very simple questions.

For more information go to

<https://facebook.com/stroudcameraclub>

Highlights >>>

The month in review – Start of Summer Club

Week 1 of Summer Club and we are back face to face after so long! Thanks go to Jenny Smith for organizing and arranging the parking and drinks at Stonehouse Court. Her challenge was of course to do something creative with St Cyr and her selected favourites are featured in the newsletter. Jenny gave the following report:

Wow, we are a brave lot, 17 members venture to the first summer club meeting of 2021 despite the wind and rain! The challenge was to take an unusual photo of St Cyr's (a very popular church that is great for photos). The results, despite the weather, are extremely interesting - we are a creative group! Please go and check out the gallery on the website, you will see how tough it was to choose a favourite. I eventually chose the ICM that was taken by Richard Atkinson, not only was it an unusual take but it also summed up how the weather made me feel on the night, it evokes the same feeling of chaos with blustery winds and rain from all directions whilst the good old St Cyr's just stands proud and steadfast.

It wasn't too long during the evening and we all went in to the marquee at Stonehouse Court to enjoy a drink with 'friends' old and new - as our chairman remarked, 'we had a family reunion without the arguments'!

We had such a good time, things can only get better as the summer goes on, let's hope we have some balmy summer evenings to add icing to the cake!

Week 2 saw us heading to the Chalford area and the interesting valley – Andy Harbin kindly arranged parking at Lavender Bakehouse and an evening stroll along the canal or into and around the old village. Another fabulous turnout for the evening, and a great challenge too – see later.



"Wet & Windy St Cyr" Chris Tracey

Meet the committee: New Programme Secretary

Paul Martin

I was born and educated in Buckinghamshire and have achieved an Ordinary National Diploma and Higher National Diploma in technology and engineering design. My working career started as an apprentice for a company, who designed and manufactured escape systems for combat fighter aircraft. The photography department was an interesting and fascinating place. Seeing pictures and cine film of high-speed escape systems, in action, amazed me then and still does today. My career has always been associated with the aerospace industry and three dimensional design. I have also studied mechanical dynamics and kinematics which, in my case, is the science of mechanical joints and how they move relative to one another.

I bought my first camera fairly late in life, back in 2012, this was the Canon 5D mk2 plus a small selection of interchangeable lenses. Many of the pictures I used to take were of holidays, travel and places of interest.

In 2016 I decided to take a sabbatical from photography and enjoy a heart attack instead. It has taken quite some time to discover what genre of photography I like. But In 2018, when I came back to photography, I started to take an interest in the smaller details of nature and life. I had discovered a passion for macro photography for the first time and decided it was brilliant. I can keep travel to a minimum, I thought, sometimes in my own garden but never need to go too far from home and enjoy taking pictures of birds, insects, bugs and such like. I use both micro four thirds and full frame formats



for my macro photography and enjoy both equally. Obviously as time goes by things will change but, at present, I am very happy with my photographic journey.

Today all I think about in photographic terms is trying to achieve the maximum magnification ratio at the closest possible focusing distance, and produce sharp pictures that I enjoy taking, and hopefully other people like seeing too.



*"Poised and ready for action"
One of Paul Martin's amazing bug captures*

Question corner>>>

Q: What should I do about Back Ups?

David Hunt has kindly replied to this question posed by an SCC member recently. When planning your backup strategy you should consider adopting the 3-2-1 principle i.e. 3 Backups on 2 different types of storage media across more than 1 location.

A: You should include back-ups as part of your workflow, backing up your images before you make any edits and again after each batch of edits. Backup options include:
External hard drive – usually connected via the USB port on your computer.
Public Cloud such as iCloud from Apple, Google Drive, Amazon Drive and DropBox.
Network Attached Server or NAS Drive – this is a drive connected to your home network that can be accessed by any device on your network.

David has given further details in his article replicated in full at the end of this newsletter.

Snippets

Thank you to all the members who took part in the Competition Survey – your answers are really valuable and we will be reviewing these shortly. These surveys help your committee to formulate future plans and strategy.

Stroud Sub Rooms are aiming to raise £100,000 to keep the Subs going for the next few months until lockdown is fully lifted. Where we have held our annual exhibition in this venue space you may wish to consider a donation.

<https://www.crowdfunder.co.uk/help-the-subs-survive-and-flourish>

Let Trish know any snippets of information that you would like included in future newsletters. Contact her using email: secretary@stroudcameraclub.co.uk

Other news...

Broadway Arts Festival 4th – 13th June

Full details at:

<https://broadwayartsfestival.com/>

The selling exhibition was selected from over 650 entries and does include 2 exhibits from Stroud Camera Club member Trish Bloodworth! So these images have been printed and will be hung at the physical exhibition.

*2 Metres Please – Trish Bloodworth
(accepted into Broadway Arts
Festival)*




If you know of anything that you feel would be newsworthy relating to SCC, please let Jenny or Trish know.

2021/22 Season

Summer Club is included in existing fees, but subs will be required again in September at the original £32 for the new 2021/22 season from September 2021. Details will be sent to members in August.

Longfield Hospice



“Hazlecote, nr Kingscote” – Nigel Bowsher

The Longfield Hospice project has selected the first 19 images, and these are due to be hung shortly at the Hospice.

The following images are included in this printed gallery – and further images will be selected over time.


Abandoned quarry on Selsley Common - Roger
Leonard Stanley Sunflowers - Trish
Minchinhampton - Annie
Owl over the Severn - Paddy
Purton Hulks - Nigel
Rococo 1 and 2 - Trish
Rodborough Horses - Ian
Saul Junction - Trish
Selsley - Roger
Stroudwater Canal - Ian
Cloister - René
Sunset by the famous tree - René
The New awakening day - Ian
Westonbirt Falls - Leslie
Common Cows - Ian
Devils Chimney - Nigel
Hazelcote nr Kingscote - Nigel
Gloucester Docks - David Hamilton

Well done to members who have had their images selected – several of these will be featured in this newsletter, and a full gallery is on the website.

“Sunflowers – Leonard Stanley” – Trish Bloodworth



“Common Cows” – Ian Peters



“Owl over the Severn” – Paddy Doyle

2021 summer thoughts...

No competitions for the summer – but remember to use this as an opportunity to build up your portfolio for next season, as well as for My Stroud & District. We have instigated regular challenges for the summer club evenings and a selection of the leader's favourite images will feature over the coming months.

Salons are still being well supported by SCC members – so let Trish know of your successes too.

Week One challenge St Cyr

Jenny Smith selected 7 images as her favourites and Richard Atkinson as the overall "winner". (All feature in the next sections)

Jenny commented that she has chosen this one as her favourite as she felt it sums up how the weather felt on the night!! Well done **Richard Atkinson**



Richard Atkinson – St Cyr's ICM

Week Two challenge Chalford

Spot the heron

Most members were up for the challenge! So far on the gallery we have Rhys Owen, Phil Hope and Gerry Chance having spotted and captured great images of the heron.



Rhys Owen – Wooden Heron

Thanks to both Jenny and Andy for a successful start to Summer Club challenges.

INTERNATIONAL SALON NEWS

CONGRATULATIONS to the following members who have had recent acceptances into International Photographic Salons! This month we have seen our club members accepted in BPE and International Salons including in Macao, China!

Jeff Kirby

David Hunt

Trish Bloodworth

Jenny Smith – including a silver medal

It's a double! Jeff Kirby CPAGB LRPS has now added AFIAP to his list of distinctions, and Trish Bloodworth has also just been awarded AFIAP – a great achievement from SCC members

Please send details of your acceptances or other external "wins" to secretary@stroudcameraclub.co.uk
Or upload them to our FaceBook page
Apologies if you are missed here – please let me know so you can be added next time.

Members, Mervyn, David and John enjoying a good catch up after Summer Club



coming up >>>

June & July 2021

Summer Club events each Thursday evening


This will be subject to Government restrictions, so are currently limited to 30 members.

Registration is required to ensure we can be Covid compliant, so remember to "book" the week before in person with Trish, or send her an email from the Friday before the event.
secretary@stroudcameraclub.co.uk

Bulletins will be issued with full details each week and ALL DETAILS will be on the WEBSITE under PROGRAMME.

Next Competition

My Stroud & District – see website for details
– next quarter closes 30th June 2021



Richard Atkinson
Chalford
"I'm a fan of this window"

UPLOAD YOUR IMAGES – to your gallery and My Stroud & District competition

NEW Feature – “Have you got GAS?”

GAS or “**G**ear **A**cquisition **S**ndrome” is a very common complaint amongst photographers – so **brand new this month**, we are hoping to assist members with this debilitating condition!

There will be the opportunity for you to post your unwanted items, either for **sale, swap, or donate**. If you would like to advertise any gear in this way, just send an email to secretary@stroudcameraclub.co.uk with details of the item(s) you wish to part with and the price. An image of the item would be useful.

If you do sell the item through the newsletter we would suggest that a donation is made to Club funds – this is optional, but we would suggest up to 10% of your sale price is considered.

If you are looking for something, you can also post a “**wanted**” advert – please indicate a price range that you are considering.

If you are looking to obtain new gear you will want to know what it is like to use in the field, so we are also inviting members to submit their **reviews** of any item of kit that they feel may be of interest to others. Just send a short article to Trish using secretary@stroudcameraclub.co.uk – a word document is ideal, as this can be easily edited to fit in the newsletter. We are always interested in whether the gear we see advertised is actually worthwhile, so don't be shy, if you have some information to share, please do so!



David Hamilton is offering these card mounts – for just a small donation to the club. There are about 20. 5” x 7” window landscape orientation. If you are interested contact David via his email: david@sdhamilton.myzen.co.uk



More of the Longfield Hospice Gallery

Rene Cason – “Cloister”



David Hamilton – “Gloucester Docks”

Annie Blick – “Marking Day – Minchinhampton Common”




Roger Matthews – “Abandoned Quarry, Selsley Common”

Week 1 & 2 Challenges

"Reflected" – Roger Matthews



"A peak of St Cyr's... Old Postcard" – Annie Blick



"St Cyr o'er" – David Hunt




"St Cyr's mirrored" – John Edwards



"Windy St Cyr" – Trish Bloodworth



"Faux heron" – Gerry Chance



"The heron" – Phil Hope



Call to Action – Back up Your Precious Photos

By David Hunt (May 2021)

When was the last time you backed up your precious photos? How secure are your backups? And, should you be unfortunate enough to suffer a disaster that destroyed your photos, how would you ever recapture images that cannot be taken again, such as family parties, weddings and other occasions that are precious to you?

With the advent of digital photography we now shoot high volumes of photos and often don't think about backing up those photos. Simply copying them to your computer for post-production is not sufficient. Computers do suffer hard disk crashes, albeit less frequently than they used to. I do know, though, of several people who have suffered hard disk crashes on both their computer AND back-up drive – my self included! Memory cards are also prone to failure. Perish the thought too that you may suffer a house fire or flood that destroys your computers and other storage media.

So what options are available to you and what should you be thinking about?

Well, it is worth pointing out that there is no such thing as complete security. However, you should consider the risks, what the consequences might be, what steps you can take to mitigate those risks, and how much effort and money are you prepared to spend to protect your photos. You should, by the way, think about all those other important documents that may be stored on your computer like insurance policies, copies of passports, financial records and such like.

3-2-1 Principle

When planning your backup strategy you should consider adopting the 3-2-1 principle i.e. 3 Backups on 2 different types of storage media across more than 1 location.

It Starts in the Camera

If your camera has dual SD card slots, you should consider either using one memory card to mirror the other i.e. you set your camera to store every photo on both cards. This may slow down how many rapid bursts of photos you can take but it does provide a good initial degree of security.

If your camera does not have dual card slots, you should consider swapping your cards from time to time when on an important shoot such as a wedding. By doing this you are reducing the risk of losing everything should one memory card fail suddenly. Yes, you will still lose some photos but not all.

Post Processing and Backups

You will each have your own preferred post-processing workflow. However, you should include back-ups as part of that workflow, backing up your images before you make any edits and again after each batch of edits. Backup options include:

- External hard drive – usually connected via the USB port on your computer.
- Public Cloud such as iCloud from Apple, Google Drive, Amazon Drive and Drop Box.
- Network Attached Server or NAS Drive – this is a drive connected to your home network that can be accessed by any device on your network. You can even access it remotely if you set the security appropriately. This is sometimes referred to as a Private Cloud.

I would recommend you regularly back up your photos and other important documents to more than one external hard drive. Do this before you commence post processing and after any major editing session. You should also back these drives up to the Cloud on a regular basis. If you have the technical know-how, it is worth including the NAS drive as an option too; I certainly do.

Backup Best Practices



Backing up your files is not just a matter of copying the latest photos you have downloaded to your computer. Whenever you add any photos to an existing folder on your computer or make any edits, you need to be able to add any new or changed files to your back-up medium. Remembering which files need backing up, though, is a near impossible task, so I recommend you use specialist software that can check what has changed and backup up what is necessary. It is important too that whatever solution you choose has the option for one-way backups and “no propagation” of deleted files. This means that all files you add to or change on your computer will be added to your backup device but, importantly, any files you delete, perhaps accidentally, are NOT deleted from your backup device.

Some Cloud services propagate deletions as well as additions. This means that if you accidentally delete a photo from your computer it will also be deleted on the backup device. This negates the point of having the backup in the first place. Some services, such as Apple's iCloud have advertised their Cloud backup as a way of saving space on your computer. Not such a good idea if you delete the photos on your computer only to find they may also be deleted from your Cloud backup. So, beware and check the small print and settings you choose when setting up your backup.

Which Backup Software Do I recommend?

I have used GoodSync for many years and have found it easy to set up and use. It is also fast and reliable. I know some others in the club also use this software. It costs \$29.95 for a one-year subscription for up to five devices.

Which Cloud Service Do I Recommend?

I used to use the Amazon Drive service until it blocked third party backup software like Goodsync. This seems a dumb move by Amazon as their own backup software is woefully inadequate. For about a year now I have been using Google Drive in conjunction with Goodsync. This works well, is low cost and would be my recommendation.

Remember, stay safe: Hands, Face, Space and Backup your Photos!