

**in this issue >>>***Roger's report**The review – March Speakers**How do I do that?**Question corner**Snippets**Competition news**"Gannets with grass for nest lining" – Chris Tracey – 3<sup>rd</sup> place prints***A Monthly Insight into the activities of Stroud Camera Club****STROUD  
CAMERA CLUB****Contacts >>>****Welcome to  
Stroud Camera Club**

*We hope you enjoy this Newsletter. If you want any help with matters relating to the club, or your photography in general, we are here to help.*

Chairman: Roger Matthews

Secretary: Trish Bloodworth

Treasurer: Leslie Holmes

Competitions: Richard Atkinson

Publicity: Jenny Smith

Programme: Margot Page

**For more information, including contact emails for all the committee please go to [www.stroudcameraclub.co.uk](http://www.stroudcameraclub.co.uk)**

*Brian Johns – winner of Chairman's Challenge***Roger's Report**

This month I was struck by one statistic that has left me feeling somewhat inadequate - if Carl Downing can shoot over 30,000 images in a single weekend, why has it taken me nearly seven years to do the same? Am I simply not trying hard enough? Do you need a Chairman who is more committed to the art of photography? I will let you decide, but one of the best things about photography is that there are many ways to practise the art and as long as we continue to enjoy what we do, who is to say that we are doing it wrong or not putting enough effort in.

For my part, I've always found travel photography the most rewarding - perhaps because I'm most likely to have my camera with me when traveling - but I'm keen to broaden my horizons and will give most things a go. For last year's Chairman's Challenge I even had a go at developing my own B&W film - perhaps not something to combine with a sports photography shoot generating 30,000 images as the film alone would cost around £6,000 (thank goodness electrons are free)! This year I enjoyed having a go at night photography (almost as much as the banter that followed!) and it appeared that many of you did too, judging by the many excellent images presented at the Chairman's Challenge Club Night. Later in the month I turned my hand to

photographing birds of prey in the hope that I could demonstrate a modicum of ability that may not have been immediately apparent from my Nature Competition entries. While there was room for further improvement, it was an enjoyable exercise with some great static bird shots - the birds in flight were more of a challenge! Finally, we got to practise building AV presentations - time consuming for sure, but the standards were very high with a good range of different approaches to building engaging presentations.

Now that I have 'invested' in a drone, there are even more ways for me to enjoy my art - at least until it falls out of the sky! My advice to you is to not wait until next year's Chairman's Challenge before trying something new. There is a lot of fun to be had in stretching boundaries and you might even find that elusive 'winning image' in the process. I look forward to seeing where your journeys take you in future.

**AND FINALLY – REMEMBER**

*We cannot become what we want by remaining  
what we are*

## The review >>>

### Carl Downing – capturing movement in sport and wildlife

A new speaker for Stroud Camera Club, Carl Downing came over the bridge from Wales to offer us an insight into his life as a semi-professional sports photographer, as well as a full-time wildlife events coordinator/photographer.

He had come to us hot off the heels of one of the Welsh National cycling championships at the previous weekend and was able to explain about getting accreditation for such events, and thus the privileged position for getting his images. Carl thought nothing of his haul of 30,000 images to go through after the event, telling us that Photo Mechanic is his “go to” image cataloging system. He explained that when you are shooting sports for the media, it is incredibly important that your image is the first to hit the editor’s desk, so once he has identified his images, his processing in Lightroom is incredibly quick and is a very repeatable workflow.

His passion for overseas flora and fauna was also brought out during the talk with him showing us some stunning images of rare species he has managed to shoot with his camera. An enjoyable evening for all.

### Member AV Night

Scott Antony very kindly hosts and puts together the programme for our annual AV night. Scott prefers to refer to such AVs as Photofilms, and many members did take this on board with their entries.

The films on the evening ranged from Scott’s own travels around the globe, through Roger’s tribute to the heroes of the RAF, Trish’s barking mad (literally) composite tale of her dog’s adventures, to excellent first forays into this difficult media by Jill Parker and Ali Garrett – both of whom should be commended for entering. Ali said that Scott’s mentoring was first class, and that she was very grateful for his input.

Paul Edwards, Richard Atkinson and Ian Peters as stalwarts of the evening added their contributions; Ian York showed how you can create a film simply with iPhone images, whilst Chris Tracey continued with her nature photography, but combined this with excellent humour setting images to the poem *The Walrus and the Carpenter* by Lewis Carroll.

The highlight for many, judging by the laughter, was the appearance of Didier Dogbear and his space helpers – thank you Keith Hart for this super film, we miss you, and hope that you have settled well in your new home in the North East.

## Highlights >>>

### The month in review: challenges

March saw members once again rising to the challenge. The Chairman’s challenge is always an interesting evening, and this year not only was the standard of entries for low light or night-time photography excellent, but the banter on the evening was also probably at a record! Roger, we did genuinely enjoy many of your images, but it did serve you right after you crucified most of ours (all in good humour of course). How many people will now be taking additional light bulbs with them so as not to let Roger down in future!


With members to the fore for the AV evening, and the 5<sup>th</sup> meeting in the month about to occur as this newsletter is being written – the mobile phone evening – we can commend our members on their continued enthusiasm for our club.

Whilst we certainly enjoy the external speakers, one of the aspects that makes the club such a vibrant place is with the interaction of members, showing support for each other, and learning and developing through mutual support and appreciation.



Congratulations to David Hunt, who has posted this image and comment on Facebook: “Just won the Boundless CSMA (Public Sector photography group) photo of the month for the theme “Spring / Nature”. This was my entry: It is titled: I love you mum.”

Thank you once again to all members for your very valuable contributions. We would also like to thank those members who are unable to attend the club, but still show their support in other ways.



HC, Autumn Memories, Trish Bloodworth AF-IPA, Stroud Camera Club  
Awarded HC in the WCPF Knightshayes Trophy

Facebook 

Upload your images to be the “face” of Stroud Camera Club for a month.

Why don’t you share some images via our Facebook group? It will be lovely to see them, and if you would like to be the featured image, just tag it #coverphoto and our social media secretary Jenny Smith will add it to her collection of potentials for the cover image.

If you are not yet a member, simply click the link within Facebook and answer 3 very simple questions.

For more information go to <https://facebook.com/stroudcameraclub>

## How do I do that?

### Methods of controlling “Noise”

You will at some point get images with small dots all over the image. Those small dots might not be very noticeable when you look at the image on the back of the camera, but when you zoom in and view the image at 100% on your PC, they suddenly become quite visible. Those dots are “noise.”



“Noise” can be shot noise, or digital noise, or both! It gets quite complicated, and the bottom line is as photographers most of us just want to know how to prevent, limit, or recover it!

So, the following are just a few methods (not all) for doing just that.

#### **Bigger sensor size will generally have less noise**

A full frame camera can generally cope with low light situations better than a point and shoot, or crop sensor camera. So, if you are finding you have lots of noise, and this type of photography is important to you, consider an upgrade to a full frame camera.

#### **Shoot in RAW**

All the data is captured, so you have more scope in post-processing.

#### **Use your ISO and correctly expose your image**

The exposure triangle will assist with noise. The lower the ISO the lower levels of noise – but only if you have a correct exposure. Use your built-in exposure meter and the histogram to measure whether you have correctly exposed your image,

using the variables, shutter speed, aperture and ISO in tandem. Try not to shoot with auto ISO, as this is often the aspect which the camera manufacturer will use to adjust the exposure. ISO 100 will give a cleaner image than ISO 800, but this will need an adjustment of 3 stops using a combination of aperture/shutter speed.

Experiment to see what the best ISO for your own particular camera is. “Expose to the right”.

#### **Shoot an image with your lens cap on**

A black frame image can be layered over your image in Photoshop and will assist in removing noise if you use a subtract or difference blend mode – adjust opacity as needed.

#### **Shoot multiple images and combine in Photoshop**

If you stack your images and blend them into one using median in Photoshop, this will get the average values of each pixel location, thus effectively reduce random noise.

#### **Noise Reduction within software**

Most processing software - Lightroom, Photoshop, Luminar etc - has a noise reduction slider. Just be cautious, as these processes remove noise but also reduce detail. You may have to compromise.

#### **Plugins or standalone**

There is a vast array of software plugins including Topaz DeNoise AI, Picture Code Noise Ninja, DxO Prime DeNoise to name but a few. All highly rated.

*The trick is to learn how to find the best balance – how to reduce noise while preserving as much detail as possible.*

## Federation News

### **The WCPF 2022 AV Competition**

This year will see the return of the competition to Woodbury Village Hall, near Clyst St Mary on Saturday 9<sup>th</sup> April 2022. The judge is Alistair Taylor ARPS, DPAGB/AV. The event starts at 10:15 and all camera club members are welcome to attend.

### **The Members’ Exhibition**

The selection of images for the 2022 members’ exhibition is complete and there will be a physical exhibition held at Bovey Tracey Golf Club from May 1<sup>st</sup> to May 16<sup>th</sup>

Let Trish know any snippets of information that you would like included in future newsletters. Contact her using email: [secretary@stroudcameraclub.co.uk](mailto:secretary@stroudcameraclub.co.uk)

## Birds of Prey Outing

An intrepid group of SCC members had the privilege of a private session at Wren Bird of Prey centre in North Nibley.



Reports received after the event were that it was a successful and importantly fun day. The static birds were relatively easy to take images of, but most took their hats off to those photographers who can get a bird in flight in focus – and for some in the frame!

Members were encouraged to upload some images from the day to our SCC Facebook group, and it was super to see not only some of the images captured on the day, but also images of our members!

Thanks must go to René for suggesting the outing and of course Jenny Waring at Wren Birds for allowing our member visit.

If any member has an idea for a group visit, be sure to let our secretary know and we can see if this can be arranged in the future.

## Question corner>>>

### Q: What is “Expose to the Right”?

The term ‘expose to the right’ refers to the histogram associated with an image. Typically, for a shot to be well exposed, we are taught to aim for an even spread of tones across the histogram, peaking in the middle, and tapering off at the edges. When ‘exposing to the right,’ the idea is to push the peak of the histogram as far to the right-hand side as possible, i.e. overexpose the image, without clipping any highlights. The resulting file, when processed back to the correct exposure, will contain more tonal information and less noise in the shadow areas, maximising your image quality.

This is often a controversial technique – and will not work in every situation you want to shoot in. As ever, if you can, experiment.



## Nature Competition – Prints - Winner



“Black headed gull” – Richard Atkinson – 1<sup>st</sup> Place

## Digital – Winner



“Barn owl – prey located” – Jeff Kirby – 1<sup>st</sup> Place

*“Great photography is about depth of feeling, not depth of field.” – Peter Adams*

# 2022 competitive thoughts...

March is the Nature competition. With the slightly more restrictive rules with regards to what can be entered, and how the image can be processed. Take a look on our website for further information.

A welcome return by Ralph Snook, to judge the nature competition. Always a highly competitive evening, with several members being very much "specialists" in this genre and looking to outperform one another.

Congratulations to **Chris Tracey** for a clean sweep with all her entered images being awarded.

It was once again excellent to see new members sharing their images, and a mention must go to **Jill Parker** for her stunning capture of the badger cub, which was commended by the judge.

## Prints

1<sup>st</sup> place Black headed gull – Richard Atkinson

2<sup>nd</sup> place – Cry of the fulmar – Chris Tracey

3<sup>rd</sup> place – Gannets with grass – Chris Tracey

## Digital

1<sup>st</sup> place Barn owl prey located – Jeff Kirby

2<sup>nd</sup> place Beautiful Demoiselle – Paul Martin

3<sup>rd</sup> place Magpie Inkcup – Trish Bloodworth

## Highly commended

Roger Matthews & Chris Tracey in the print section

Richard Atkinson, Trish Bloodworth, René Cason, Chris Tracey, Paul Martin in the digital section

See website for full list and scores.



Richard Atkinson – Mallard  
Commended Prints



Gerry Chance – Swan Fight – commended digital

## coming up >>>

## April 2022

Thu 7<sup>th</sup> April – Steve Varman "More Creative photography"

Thu 14<sup>th</sup> April – AGM

Thu 21<sup>st</sup> April – Competition Night – Image of the Year

Thu 28<sup>th</sup> April – Still Life Night

**Any AGM items please send asap to Trish or Roger** – notice and agenda etc will be issued by bulletin to all members shortly.

## Next Competition

THE BIG ONE – IMAGE OF THE YEAR

Read the rules on the website – get your images in for Prints and Digital

**CLOSING DATE 7<sup>TH</sup> APRIL**



Owl Flying in the dark – David Hunt  
Commended

## INTERNATIONAL SALON NEWS

CONGRATULATIONS to the following members who have had acceptances into International or National Photographic Salons! This month we have seen our club members accepted throughout the world once again

*Rene Cason*

*David Hunt – also WCPF Member exhibition*

*Trish Bloodworth – also WCPF Member exhibition*

## CONGRATULATIONS

*Richard Atkinson – short listed SGS Guide Dogs competition*

*Jeff Kirby – Picture of the week in Amateur Photographer*

Please send details of your acceptances or other external "wins" to [secretary@stroudcameraclub.co.uk](mailto:secretary@stroudcameraclub.co.uk)  
Apologies if you are missed here – please let me know so you can be added next time.

UPLOAD YOUR IMAGES – to your gallery and My Stroud & District competition

## Award-Winning Images



*"Cry of the fulmar"*  
Chris Tracey – 2<sup>nd</sup> Place - Prints



*"Beautiful demoiselle"*  
Paul Martin – 2<sup>nd</sup> Place - Digital


## Award-Winning images



*Magpie Inkcap – Trish Bloodworth*  
3<sup>rd</sup> Place - Digital



*Sparring Elephants – Richard Atkinson*  
Highly commended - Digital




*Puffin inbound – Roger Matthews*  
Highly commended Prints



## More from the Competitions

*Paul Martin – Mating common blue on large daisy  
Highly Commended Digital*



*Trish Bloodworth – common spotted orchid  
Highly Commended - Digital*



*Jeff Kirby – Short eared owl hunting over the marsh  
Highly commended - Digital*



See more on our website: [www.stroudcameraclub.co.uk](http://www.stroudcameraclub.co.uk)

*René Cason – Kestrel keeping an eye on us  
Highly Commended Digital*



*Leslie Holmes – Black headed gull flying low  
Commended Digital*



*Jill Parker – Badger Cub - Commended Digital*



*Chris Tracey – Teal and Feather – Highly commended  
Digital*

